

## Steam Boiler



**HeatCo**<sup>®</sup>  
International

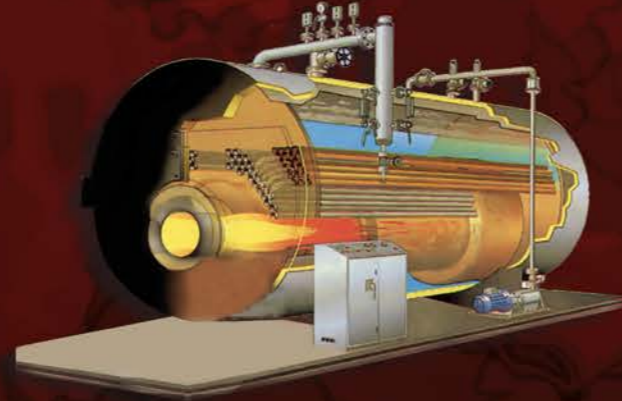

14 Mohamed Zaky Mounir St. Makram Ebaid . Nasr city . Cairo  
TEL & Fax: +202-23497375 / +202-23496179 / +2-0106109735  
Web Site : [www.heatcointernational.com](http://www.heatcointernational.com)

**HeatCo**<sup>®</sup>  
International

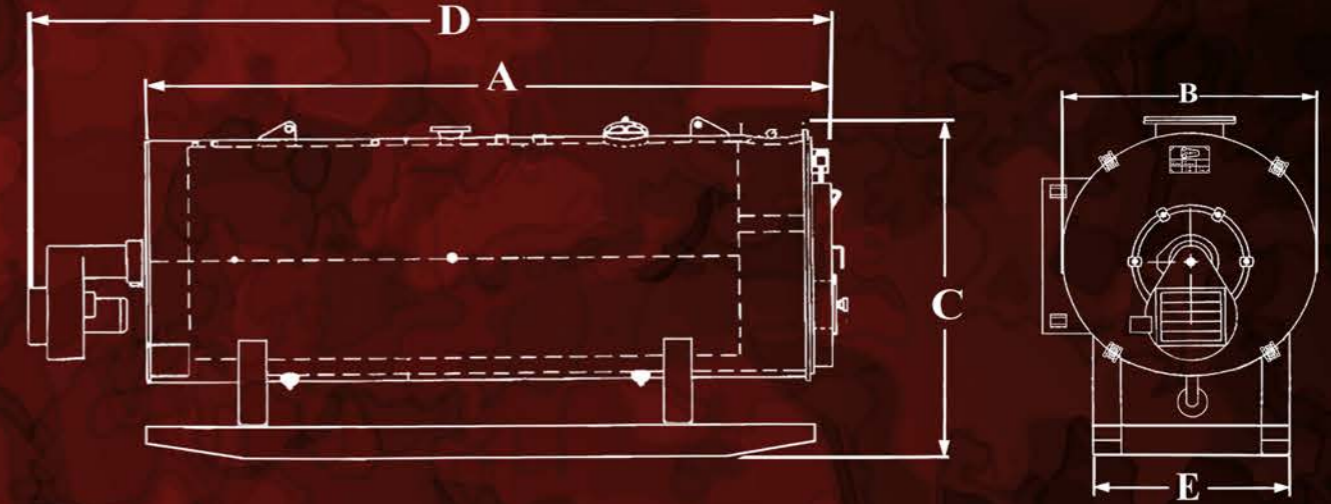
## The Design

Three pass fire smoke tube system  
 Functional Cylindrical For optimum  
 Pressure resistance  
 Special - purpose injector for effective and  
 internal return temperature boost integrated in  
 the boiler apex  
 Inspection ports viewing the water space

Extremely low radiation losses  
 Suitable for all heating system  
 Extremely low back pressure  
 Efficiency is maintained through  
 out the range of load even at part  
 load all the energy is converted in  
 to heat  
 Maintenance is kept to minimum



## Horizontal 3 Pass Fire Tube Steam Boilers



## Construction

Three pass fire tube system  
 Fully opening swivel - mounted  
 boiler front door for easy cleaning  
 inspection  
 Insulated with mineral wool mats  
 underneath stainless steel cladding



**HeatCo**<sup>®</sup>  
 International

ASME Code design and construction {Upon Request}

## Testing

The metallic components are tested by  
 ultra sonic inspection while the welds  
 are checked by means  
 of radiographic scannings and penetrants

Boiler Type	Max boiler o / p at 80 C f.w Kg/hr	Therm eff. %	Burner Consump		Feed water pump at max water temp 90 °C	Exhaust gases temp. max °C	Nozzles Diameter m ms .				Empty Weight ton	Gross Weight ton	(A)	(B)	(C)	(D)	(E)
			Light oil	Natural Gas			Saf .valve out	Steam out	Water Inl	Smoke out							
Sh3 P 15	150	87	8	8.5	300	210	25	25	25	210	0.85	1.2	135	145	170	165	75
SH3 P 28	280	87	15	16	500	210	25	25	25	320	0.9	1.4	160	150	195	190	75
SH3 P 60	600	87	30	32	800	210	25	38	25	320	1.3	2.1	210	150	195	270	75
SH3 P 80	800	87	40	43	1000	210	25	50	25	420	1.8	2.8	260	165	210	320	95
SH3 P 110	1100	87	60	65	1200	210	38	50	25	420	3.3	4.5	310	165	210	370	95
SH3 P 160	1600	87	92	100	2000	210	38	75	38	420	4.2	6.2	310	180	225	390	110
SH3 P 220	2200	88	130	150	2400	210	38	75	38	420	6.1	8.5	385	180	225	465	110
SH3 P 320	3200	88	175	215	3600	210	50	100	50	630	7.1	10.7	435	215	260	515	125
SH3 P 420	4200	88	275	345	5000	210	50	100	50	630	12.6	17.6	560	215	260	640	125
SH3 P 500	5000	88	344	430	6000	210	63	125	50	630	14.9	20.9	670	260	260	770	125
SH3 P 600	6500	88	412	518	7000	210	63	150	63	800	19.1	26.1	730	280	280	830	140
SH2 P 850	8500	88	550	690	10000	210	75	150	63	800	32.3	33.3	790	280	280	890	140

ALL DIMENSIONS ARE IN CM  
 DIMENSIONS SUBJECT TO CHANGE WITHOUT NOTICE CERTIFIED DRAWINGS AVAILABLE UPON REQUEST

Lloyds Register Tests and Certificates {Upon Request}